

# Series 5104

- Push-back test probe for the cable harness test
- Especially suitable for spade-shaped tip style
- Non-rotating variant
- Receptacle with switch function

## Mechanical Data

Center	4.00 mm/160 mil
Full Travel	7.00 mm
Working Travel	5.00 mm
Switching Travel	3.50 mm
Pre-loaded Spring Force	0.50/ 1.00/ 1.50/ 3.00/ 4.00/ 3.00/ 4.50/ 5.00/ 4.00/ 9.00 N
Spring Force at Switching Travel	0.70/ 3.80/ 4.65/ 7.90/ 9.10/ 11.40/ 13.95/ 15.50/ 18.70/ 23.70 N
Spring Force at Working Travel (without Switching Element)	0.75/ 5.00/ 6.00/ 10.00/ 11.25/ 15.00/ 18.00/ 20.00/ 25.00/ 30.00 N
Spring Force at Working Travel (with Switching Element)	+0.75 N

## Electrical Data

### Barrel-Probe Tip

Max. Current Rating	20.0 A
Typical Continuity Resistance	<= 3 mOhm

### Connector Probe Tip

Max. Current Rating	1.0 A
Typical Continuity Resistance	<= 30 mOhm
Typical Insulating Voltage	1000 V

## Materials

Barrel	Brass, gold plated
Spring	Spring Steel, gold plated
Plunger	Steel
Receptacle	Brass, gold plated

## Recommended Diameter of Drill

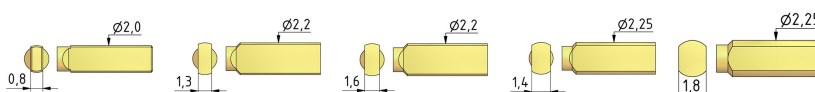
HP 2361.1 (Trolitax)	3.50 mm
----------------------	---------

(Tolerances dependent on carrier material, test drilling is recommended)

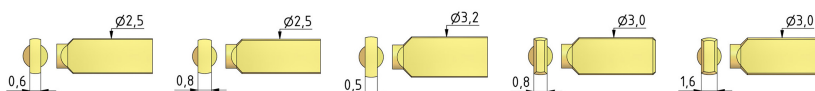
## Tip style - Diameter - Plating



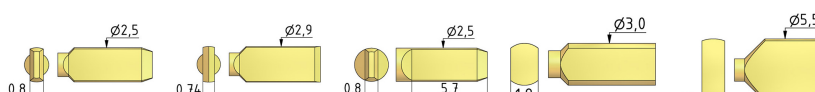
A	C	D	F	F
2.50 Au 3.00 Au 4.00 Au	2.40 Au 3.00 Au 4.00 Au 4.80 Au	1.75 Au 1.80 Au 2.00 Au 2.30 Au 3.00 Au 3.70 Au	1.80 Au 2.00 Au 3.00 Au 4.00 Au	1.40 Au



Y	Y	Y	Y	Y
2.00 x 0.80 Au	2.20 x 1.30 Au	2.20 x 1.60 Au	2.25 x 1.40 Au	2.25 x 1.80 Au



Y	Y	Y	Y1	Y1
2.50 x 0.60 Au	2.50 x 0.80 Au	3.20 x 0.50 Au	3.00 x 0.80 Au	3.00 x 1.60 Au



Y2	Y4	Y21	Y95	Y95
2.50 x 0.80 Au	2.90 x 0.74 Au	2.50 x 0.80 Au	3.00 x 1.80 Au	5.50 x 1.80 Au

Connector PinX/mm	Connector Pin Length Y/mm
0.5	6.0
0.7	7.0
1.0	2.5
1.0	4.0

## How to Order

5104 - Y - 15.75 N - Au - 2.2x 1.6 - /1.0x4.0

1 2 3 4 5 6 7

1. Series
2. Tip Style
3. Spring Force
4. Tip Plating
5. Tip Diameter
6. Tip Thickness
7. Complete with Switching Element

## Series 5104

