

Series 5099.04

- Short, compact size
- Board-to-board contacting
- For use in charging units

Mechanical Data

Center	3.00 mm/118 mil
Full Travel	4.00 mm
Working Travel	3.30 mm
Pre-loaded Spring Force	0.15/ 0.25 N
Spring Force at Working Travel	0.50/ 2.00 N

Electrical Data

Max. Current Rating	5.0...8.0 A
Typical Continuity Resistance	<= 20 mOhm

Materials

Barrel	Brass, gold plated
Spring	Spring Steel, gold plated
Plunger	CuBe, gold plated
Receptacle	Brass, gold plated

Recommended Diameter of Drill

with Receptacle

HP 2361.1 (Trolitax)	2.29 mm
HGW 2372	2.30 mm

without Receptacle

HP 2361.1 (Trolitax)	1.99 mm
HGW 2372	2.00 mm

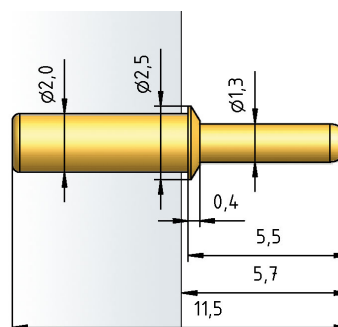
Tip style - Diameter - Plating



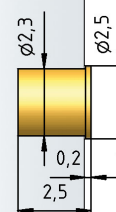
D4

1.30C Au


5099.04



H 5099-25



H 5099-50



How to Order

5099 .04 - D4 - 2.0 N - Au - 1.3 C

1 2 3 4 5 6 7

1. Series 2. Variant 3. Tip Style
4. Spring Force 5. Tip Plating 6. Tip Diameter
7. Tip Material (only for CuBe)