

Series 3028.01

- Push-back test probe for the cable harness test
- Especially suitable for spade-shaped tip style
- Non-rotating variant
- Receptacle can be extended with switching element optional
- Soldering temperature max 300°C

Mechanical Data

Center	2.54 mm/100 mil
Full Travel	5.00 mm
Working Travel	4.00 mm
Switching Travel	2.60 mm
Pre-loaded Spring Force	1.00/ 2.20/ 4.00 N
Spring Force at Switching Travel	3.10/ 6.80/ 10.70 N
Spring Force at Working Travel (without Switching Element)	4.30/ 9.30/ 14.30 N

Electrical Data

Receptacle-Plunger	
Max. Current Rating	3.0 A
Typical Continuity Resistance	<= 20 mOhm
Pin-Plunger	
Max. Current Rating	1.0 A
Typical Continuity Resistance	<= 50 mOhm
Typical Insulating Voltage	1000 V

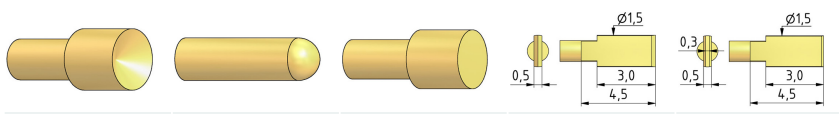
Materials

Barrel	Brass, gold plated
Spring	Spring Steel, gold plated
Plunger	Steel
Receptacle	Brass, gold plated

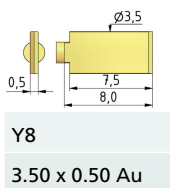
Recommended Diameter of Drill

HP 2361.1 (Trolitax)	2.10 mm
HGW 2372	2.11 mm

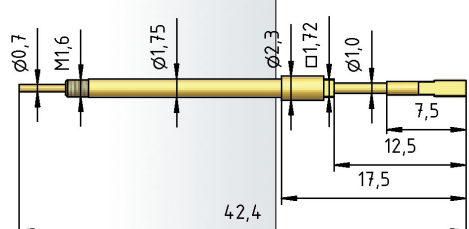
Tip style - Diameter - Plating



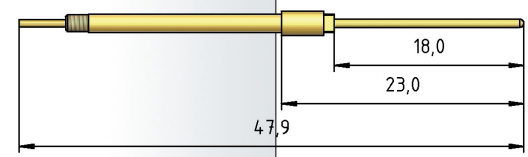
A	D2	F	Y	Y3
1.50 Au 2.00 Au	0.80 Au	1.30 Au	1.50 x 0.50 Au	1.50 x 0.50 Au



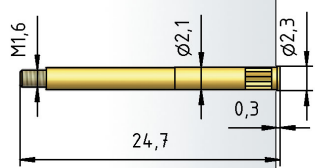
3028.01



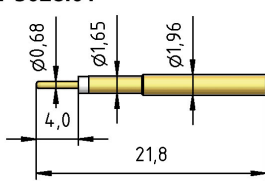
3028.01-D2



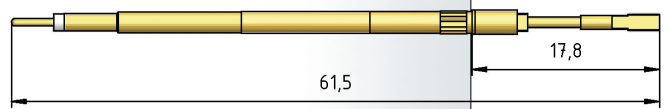
H 3028/VR.01



SEV 3028.01



3028.01 with H 3028.01/VR.01 and SEV 3028.01



How to Order

3028 .01 - Y - 15.0 N - Au - 1.5x 0.5

1 2 3 4 5 6 7

- 1. Series 2. Variant 3. Tip Style
- 4. Spring Force 5. Tip Plating 6. Tip Diameter
- 7. Tip Thickness