

Series 1060/G

- Test probe for cable harness testing
- Screwable - threaded design
- Screwing tools available


Mechanical Data	
Center	4.00 mm/160 mil
Full Travel	5.50 mm
Working Travel	4.40 mm
Pre-loaded Spring Force	0.20/ 0.20/ 0.40/ 0.50/ 0.80/ 0.70 N
Spring Force at Working Travel	0.40/ 0.60/ 1.50/ 2.25/ 3.00/ 5.00 N

Electrical Data	
Max. Current Rating	5.0...8.0 A
Typical Continuity Resistance	<= 30 mOhm

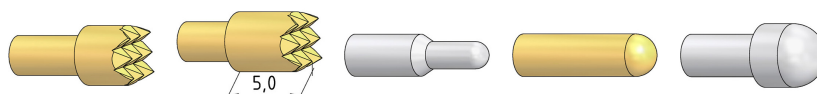
Materials	
Barrel	Brass, gold plated
Spring	Spring Steel, gold plated
Plunger	Steel
Receptacle	Brass, gold plated

Recommended Diameter of Drill	
HP 2361.1 (Trolitax)	3.00 mm
HGW 2372	3.01 mm

Tip style - Diameter - Plating



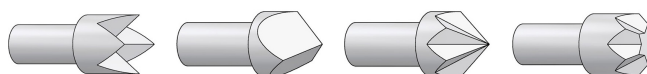
A	A6	B	BA	BA1
2.30 Au 2.50 Ni 3.00 Au 4.00 Au	2.50C Au 4.00C Au	1.80 Ni/Rh	1.80 Au/Ni	1.50 Ni



C	C6	D	D	D
2.30 Au/Ni/Rh 2.50 Au/Ni/Rh 3.00 Au/Ni/Rh 4.00 Au/Ni/Rh	3.50 Au/Ni	1.00 Rh	1.80 Au	2.30 Au/Ni 2.50 Au/Ni



D2	D3	F	F	F3
3.00 Au/Ni	0.80 Rh 1.40 Au	1.80 Au/Ni	2.30 Au/Rh 2.50 Rh 3.00 Au 4.00 Rh	1.00 Rh 1.40 Au



G	H	K	KF
2.30 Rh 2.50 Ni/Rh 4.00 Au/Ni/Rh	2.50 Ni 2.60 Ni 3.00 Ni/Rh 4.20 Rh	1.80 Rh 3.00 Ni	2.60 Ni 4.00 Ni

How to Order

1060/ G - A - 1.5 N - Au - 4.0

1 2 3 4 5 6

1. Series 2. Threaded Design 3. Tip Style
4. Spring Force 5. Tip Plating 6. Tip Diameter

Series 1060/G

