

Series 1054

- Stable design
- Height-adjustable installation by using receptacle with press ring
- Contacting of assembled PCBs
- Universal applications

Mechanical Data

Center	3.50 mm/138 mil
Full Travel	6.40 mm
Working Travel	5.10 mm
Pre-loaded Spring Force	0.40/ 0.40/ 0.50/ 1.00 N
Spring Force at Working Travel	1.00/ 1.50/ 2.50/ 3.00 N

Electrical Data

Max. Current Rating	5.0 A
Typical Continuity Resistance	<= 20 mOhm


Materials

Barrel	Bronze, gold plated
Spring	Spring Steel, gold plated
Plunger	Steel
Receptacle	Nickel Silver, gold plated

Recommended Diameter of Drill

HP 2361.1 (Trolitax)	2.71 mm
with pressed-in Ring	2.89 mm
HGW 2372	2.67 mm
with pressed-in Ring	2.85 mm

Tip style - Diameter - Plating

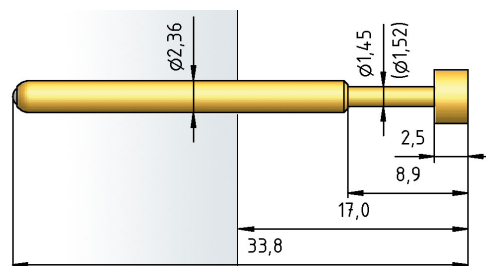


A	B	C	D	D
3.96 Au	1.52 Rh	3.96 Au	1.45 Au	2.36 Au 3.96 Au

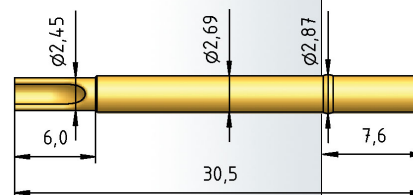


E	F	G
2.36 Au/Rh 3.96 Au	1.45 Au	1.45 Ni

1054



H 1054 L



How to Order

1054 - C - 2.5 N - Au - 3.96 C

1 2 3 4 5 6

1. Series
2. Tip Style
3. Spring Force
4. Tip Plating
5. Tip Diameter
6. Tip Material (only for CuBe)