

Series 1053

- Anti-turn feature ensures forced guidance between plunger and barrel
- Knurled section on the barrel guarantees secure fit of the test probe

Mechanical Data

Center	5.00 mm/197 mil
Full Travel	5.00 mm
Working Travel	4.00 mm
Pre-loaded Spring Force	0.50/ 0.80/ 1.25 N
Spring Force at Working Travel	1.50/ 3.00/ 5.00 N

Electrical Data

Max. Current Rating	8.0 A
Typical Continuity Resistance	<= 30 mOhm

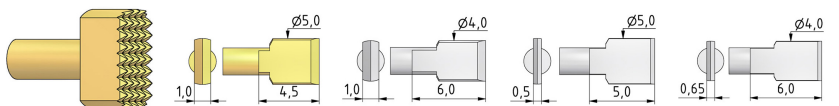
Materials

Barrel	Brass, gold plated
Spring	Spring Steel, Stainless Steel, gold plated
Plunger	CuBe
Receptacle	Brass, gold plated

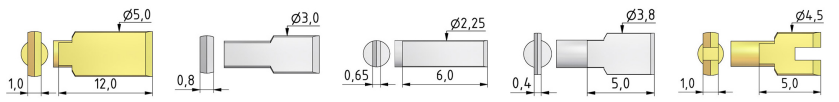
Recommended Diameter of Drill

HP 2361.1 (Trolitax)	3.00 mm
HGW 2372	3.00 mm

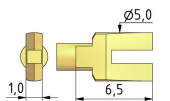
Tip style - Diameter - Plating



CY	Y	Y4	Y3	Y5
6.00 x 3.00C Au	5.00 x 1.00C Au 5.00 x 1.00C Ni	4.00 x 1.00C Ni	5.00 x 0.50C Ni	4.00 x 0.65C Ni

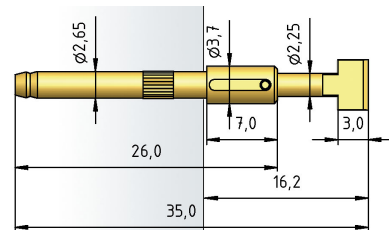


Y8	Y10	Y11	Y14	Y15
5.00 x 1.00C Au	3.00 x 0.80C Ni	2.25 x 0.65C Ni	3.80 x 0.40C Ni	4.50 x 1.00C Au

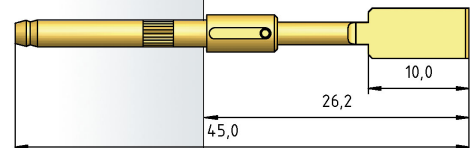


Y16
5.00 x 1.00C Au

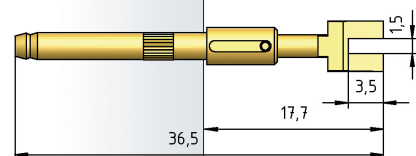
1053-Y
(also for tip styles Y4, Y15, CY)



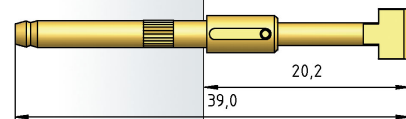
1053-Y8



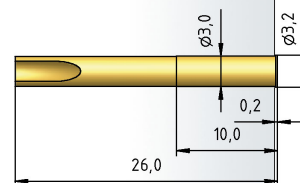
1053-Y16



1053-Y3
(also for tip styles Y5, Y10, Y11, Y14)



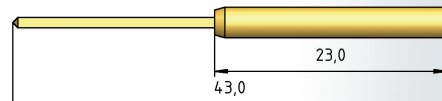
H 1050 L



H 1050 LST



H 1050 W



How to Order

1053	-	Y	-	1.5 N	-	Ni	-	5.0x	1.0	C
1	2	3	4	5	6	7				

1. Series 2. Tip Style 3. Spring Force
4. Tip Plating 5. Tip Diameter 6. Tip Thickness
7. Tip Material (only for CuBe)