

Series 1034/E

- International standard for 100 mil applications
- Contacting of assembled PCBs
- Large selection of head styles
- Spring travel 10 mm

Mechanical Data

Center	2.54 mm/100 mil
Full Travel	10.00 mm
Working Travel	8.00 mm
Pre-loaded Spring Force	0.40/ 0.40/ 0.50 N
Spring Force at Working Travel	1.50/ 2.25/ 3.00 N

Electrical Data

Max. Current Rating	5.0...8.0 A
Typical Continuity Resistance	<= 30 mOhm


Materials

Barrel	Bronze, gold plated
Spring	Spring Steel, gold plated
Plunger	Steel, CuBe, gold plated
Receptacle	Bronze, gold plated

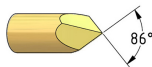
Tip style - Diameter - Plating



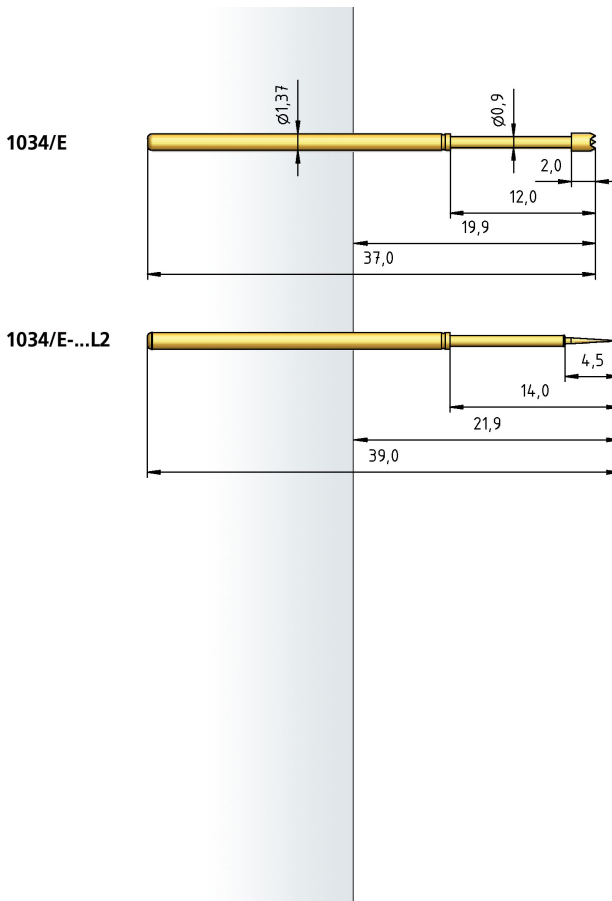
A	B	BSTL2	C	G
1.30 Au	0.90 Au	0.50 Au	1.30 Au 1.50 Au	1.30 Au



H	M1	Q	Q	V
1.50 Au 2.50 Au	1.30 Au	0.50 Au	1.30 Au 1.50 Au	0.90 Au



V1
0.90 Au



How to Order

1034/E - C - 1.5 N - Au - 1.5

1 2 3 4 5

1. Series 2. Tip Style 3. Spring Force
4. Tip Plating 5. Tip Diameter

Receptacles 1034/E

