

Series 1021/GV

- Anti-turn feature ensured by the square section on the plunger and the slot in the receptacle
- Forced guidance of the test probe ensures that the receptacle must only be aligned once

Mechanical Data

Center	2.54 mm/100 mil
Full Travel	5.30 (Y4-4.30/ Y14-4.15) mm
Working Travel	4.00 mm
Pre-loaded Spring Force	0.30/ 1.00 N
Spring Force at Working Travel	1.50/ 3.00 N

Electrical Data

Max. Current Rating	5.0...8.0 A
Typical Continuity Resistance	<= 25 mOhm

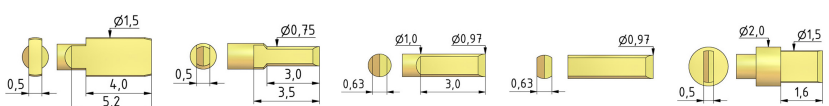
Materials

Barrel	Brass, gold plated
Spring	Spring Steel, gold plated
Plunger	Steel, gold plated
Receptacle	Brass, gold plated

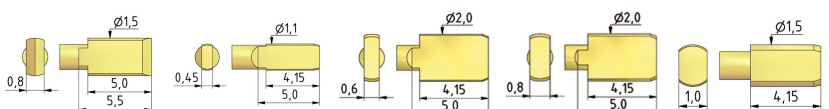
Recommended Diameter of Drill

HP 2361.1 (Trolitax)	2.00 mm
HGW 2372	2.03 mm

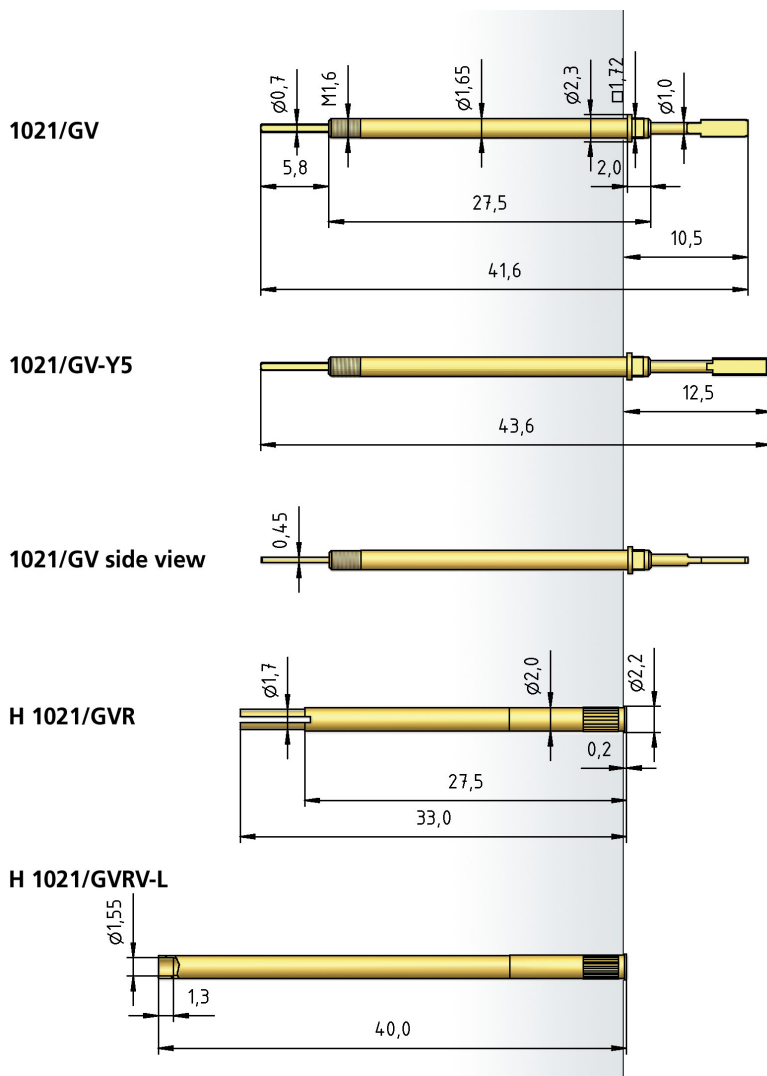
Tip style - Diameter - Plating



Y4	Y	Y	Y1	Y1F
1.50x0.50 Au	0.75 x 0.50 Au	0.97/1.00 x 0.63 Au	0.97/1.00 x 0.63 Au	1.50 x 0.50 x 2.00 Au



Y5	Y14	Y14	Y14	Y14
1.50 x 0.80 Au	1.10 x 0.45 Au	2.00x0.60 Au	2.00 x 0.80 Au	1.50 x 1.00 Au



How to Order

1021/	G	V	-	Y4	-	1.5 N	-	Au	-	1.5	x0.5	C
1	2	3	4	5	6	7	8	9				

1. Series 2. Threaded Design 3. Non-rotating Design
 4. Tip Style 5. Spring Force 6. Tip Plating
 7. Tip Diameter 8. Tip Thickness 9. Tip Material (only for CuBe)