

# Series 1015

- Universal field of application
- Contacting of assembled PCBs
- Wide variety of types

Mechanical Data	
Center	2.54 mm/100 mil
Full Travel	4.40 mm
Working Travel	3.50 mm
Pre-loaded Spring Force	0.25/ 0.40/ 0.40/ 0.30/ 0.70/ 0.60 N
Spring Force at Working Travel	0.70/ 1.00/ 1.50/ 1.70/ 2.50/ 3.00 N

Electrical Data	
Max. Current Rating	3.0 A
Typical Continuity Resistance	<= 30 mOhm


Materials	
Barrel	Bronze, gold plated
Spring	Spring Steel, gold plated
Plunger	Steel, CuBe
Receptacle	Bronze, gold plated

Recommended Diameter of Drill	
HP 2361.1 (Trolitax)	1.67 mm
with pressed-in Ring	1.75 mm
HGW 2372	1.69 mm
with pressed-in Ring	1.76 mm

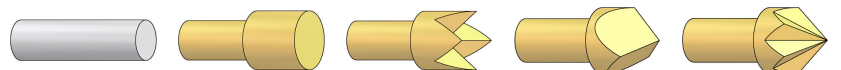
## Tip style - Diameter - Plating



A	B	BS	C	C15
1.80 Au/Ni	0.75 Au/Ni/Rh	0.38 Au	1.00 Au 1.30C Au 1.80C Au/Ni	1.80 Au



C15	C25	D	D	E
0.90/1.37 Au/HTK	1.20/1.80 Au/HTK	0.50 Ni 0.65C Au/Ni 0.75 Au/Rh	1.25 Au/Ni	1.80 Au/Ni



F	F	G	H	K
0.75 Rh	1.50C Au 1.80 Rh	1.30 Rh 1.80 Au/Ni	1.30 Rh 1.80 Au 3.00 Rh	1.80 Au/Ni



Q
0.75C Au

## How to Order

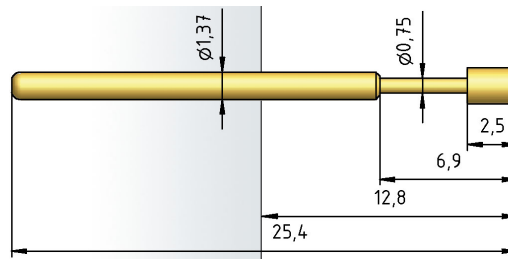
1015 - C - 1.5 N - Au - 1.8 - C

1   2   3   4   5   6

1. Series 2. Tip Style 3. Spring Force  
4. Tip Plating 5. Tip Diameter 6. Ring Contact Material (only for CuBe)


# Series 1015

1015

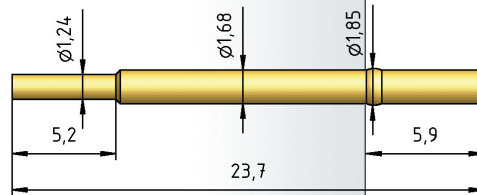


1015-C15

only for Tip Style C15



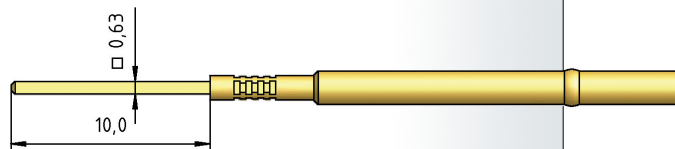
H 1015 C




H 1015 L



H 1015 W



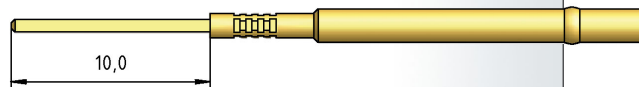
H 1015 C-K




H 1015 L-K



H 1015 W-K



H 1015 WR



H 1015 WR-K

