

Series 1012/E

- International standard for 75 mil applications
- Contacting of assembled PCBs
- Large selection of head styles

Mechanical Data

Center	1.91 mm/75 mil
Full Travel	6.40 mm
Working Travel	4.30 mm
Pre-loaded Spring Force	0.30/ 0.40/ 0.50/ 0.70 N
Spring Force at Working Travel	1.00/ 1.50/ 2.00/ 2.80 N

Electrical Data

Max. Current Rating	3.0...4.0 A
Typical Continuity Resistance	<= 20 mOhm


Materials

Barrel	Bronze, gold plated
Spring	Spring Steel, gold plated
Plunger	Steel, CuBe
Receptacle	Bronze, gold plated

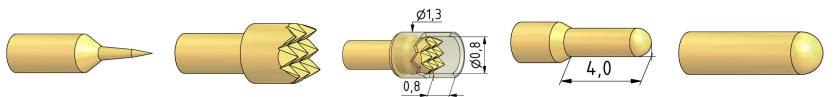
Recommended Diameter of Drill

HP 2361.1 (Trolitax)	1.30 mm
with pressed-in Ring	1.36 mm
HGW 2372	1.32 mm
with pressed-in Ring	1.37 mm

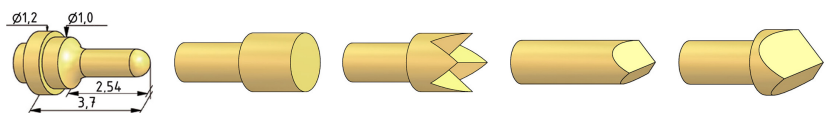
Tip style - Diameter - Plating




A	A6	B	BD	BST1
1.20C Au	1.20 Au	0.64 Au	0.61C Au	0.64 Au




BST2	C	CS1	D	D
0.64 Au	1.00 Au 1.20 Au	0.80/1.30C Au/POM	0.50C Au	0.64C Au



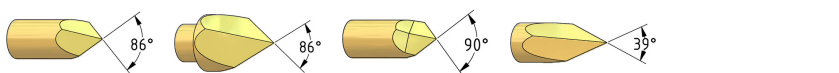
D3	F	G	H	H
0.50C Au	0.90C Au	1.15 Au	0.64 Au	1.00 Au 1.20 Au



H1	K	M1	M6	N
0.64 Au	1.20 Au	1.20 Au	1.30 Au	0.50 Au



Q	Q	Q	Q8	V
0.50 Au	0.64 Au	0.80 Au 1.00 Au 1.15 Au	1.20 Au	0.64 Au



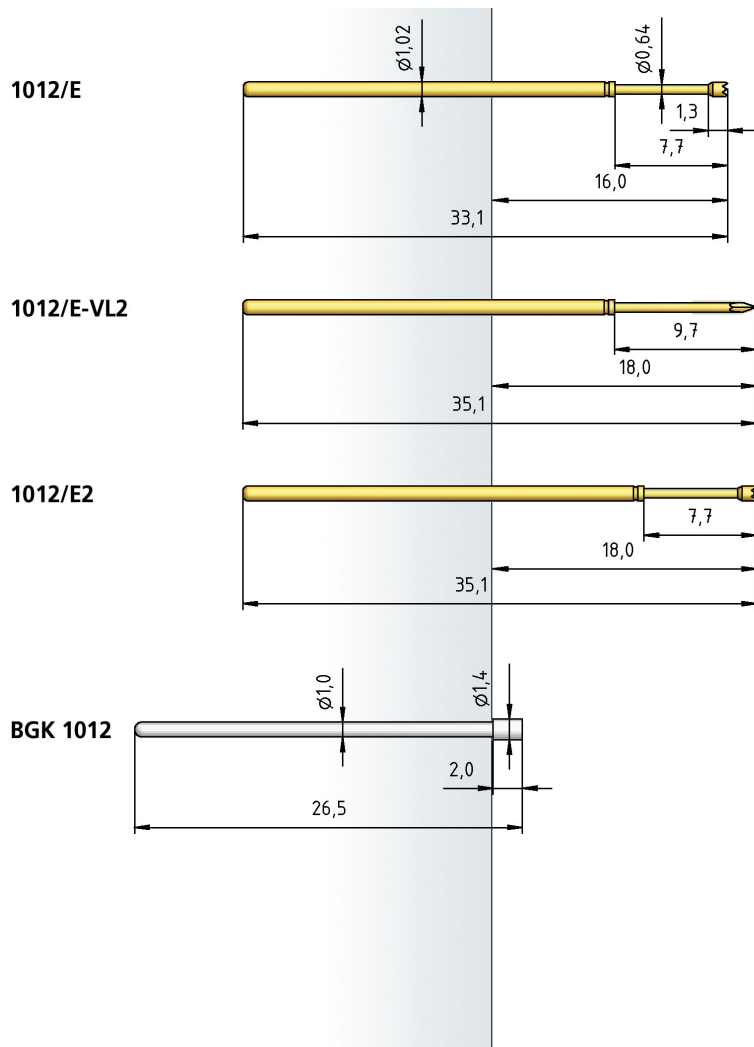
V1	V1	V5	VL2
0.64 Au	0.80 Au	0.64 Au	0.64 Au

How to Order

1012/E	-	C	-	1.5 N	-	Au	-	1.0	C
1	2	3	4	5	6				

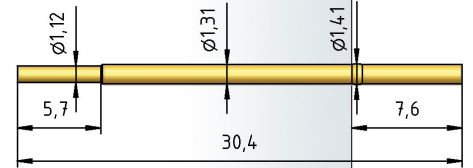
1. Series 2. Tip Style 3. Spring Force
4. Tip Plating 5. Tip Diameter 6. Tip Material (only for CuBe)

Series 1012/E



Receptacles 1012/E

H 1012 C



H 1012 L



H 1012 W




H 1012 WR



H 1012 W18



H 1012 C-K




H 1012 L-K



H 1012 W-K



H 1012/2 C




H 1012/2 L



H 1012/2 W



H 1012/10 C



H 1012/10 L



H 1012/10 W

